

XTU SERIES Exit & Emergency Lighting

XTU-RG-BK-2C-277V
SUPER SLIM LED EXIT SIGN

WESTGATE
THE FUTURE IS HERE...AND IT'S QUITE BRIGHT!



SELECTION:

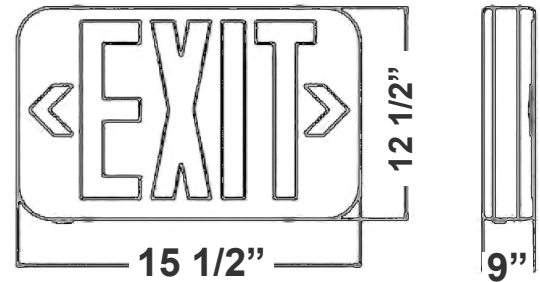


Customer Name: _____

Project Name: _____

Note: _____

Type: _____



15 1/2" (W) x 12 1/2" (H) x 9" (D)

Exit signs shall be provided at every exit door, at the intersection of corridors, at exit stairways or ramps and such other locations and intervals as are necessary to provide the occupants with knowledge of the various means of egress available

Features

- 3-Year Warranty
- Maximum 24 Hours For Full Recharge Time
- Injection-Molded Thermoplastic ABS Housing And Polycarbonate Cover, UL 94V-0 Flame Rating

Technical Specifications

Electrical:

- 277V AC Dual Voltage Operation
- Sign Wattage: 1W
- Input Power: 2.90-3.79W
- AC Charging Current: 32mA
- Dual Circuit Operation (277V): Enables independent control of two circuits operating exclusively on 277V AC power, providing enhanced reliability and operational flexibility. Designed for applications requiring a primary and secondary power source or independent management of distinct lighting zones

Mechanical:

- Injection-Molded Thermoplastic ABS Housing And Polycarbonate Cover, UL 94V-0 Flame Rating
- Red & Green Lenses Are Included. The Default Is Red
- To Change Color Of The Sign Change The Lens & Flip The Color Switch Inside
- Single Or Double Face (Universal)
- Letters 6" height with 3/4" stroke
- Operating Temperature: 68° F~104°F
- Universal J-box mounting Pattern
- Injection-Molded thermoplastic ABS Housing And Polycarbonate Cover, UL 94V-0 Flame Rating
- Innovative, Easy Installation in Minutes
- IP20, Indoor Use Only

Lighting:

- Color Temperature: 1001K
- Total Lumens: 8 (AC)/ 272 (DC)
- Ultra Bright LEDs
- Internal Solid-State Transfer Switch Automatically Connects The Internal Battery to LED Board For Minimum 90-Minute Emergency Illumination
- Charge Rate/Power "ON" LED Indicator Light And Push-To-Test Switch For Mandated Code Compliance Testing

Applications:

- Ideal for every exit door, at the intersection of corridors, at exit stairways or ramps and such other locations

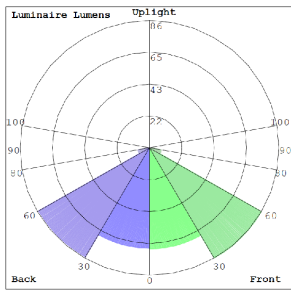


Phone: (877) 805-2252 | Fax: (877) 805-2252
www.westgatemfg.com |

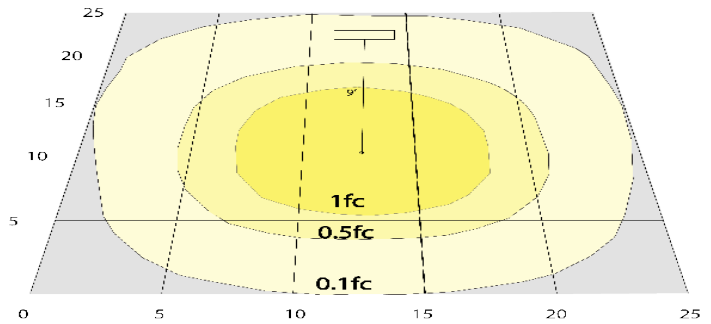
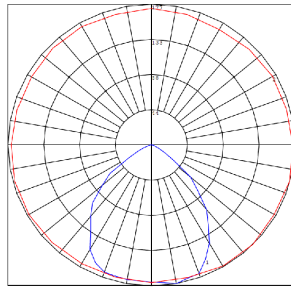


WG-11162022

Photometrics: XTU-RG-BK-2C-277V



BUG Rating: B0-U1-G0



Area 25'x 25' Mounting Height: 9'

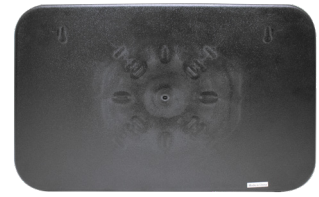
Other Views:



Side View



Front View



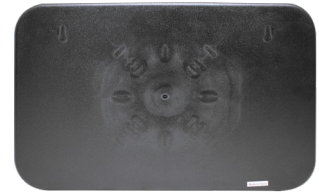
Back View



Side View



Front View



Back View

Performance Table: XTU-RG-BK-2C-277V

MODEL NO.	Wattage	Voltage	Lumens	Color Temp.	BUG Rating	LPW
XTU-RG-BK-2C-277V	1W	120V	8 (AC) 272 (DC)	1001K	B0-U1-G0	2 (AC) 78(DC)

Sample Ordering

Model Color Finish 2In1Color Voltage

XTU - RG - BK - 2C - 277V

Other Models:



XTU-RG-EM

